

alphaCLICK Filling Coupling – Upgrade

The *alphaCLICK* filling coupling is the high pressure coupling system that allows cylinders to be taken off the SCBA and attached to a filling panel within seconds. Existing filling panels can be easily retrofitted with this *alphaCLICK* system.

They are available as complete kits with coupling, cylinder adaptor and bushings for common outlets and blind plug, for 200bar or 300bar.

The newly introduced check valve safety feature for filling couplings replaces the sinter filter as used in standard couplings. *(example of usage)*



Features & Benefits


SAFETY

The new check valve within the filling coupling drastically limits the air stream in case of unintentional opening of the panel valve. This feature is extremely important while using filling hoses.

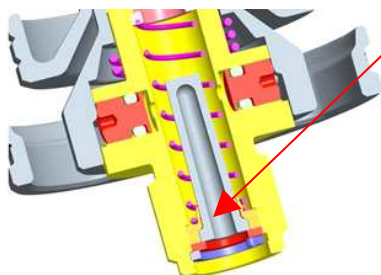
Both Standard and Filling Coupling already provide a basic three stage safety mechanism:

- requires rotating the wheel before
- pushing down the wheel to release
- another technical feature prevents rotation at unacceptable high internal pressures (>20 bar)


Standard coupling



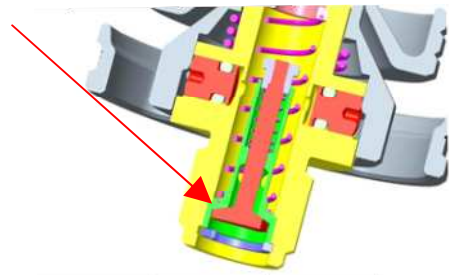
Sinter filter



Filling coupling



Check valve
(restricting air flow)



Ordering Information

Improved design is shipped since March 2011. New material numbers for the filling panel application:

| | |
|-------------------------|----------|
| Filling Coupling 300bar | 10115435 |
| Filling Coupling 200bar | 10115436 |

If this additional safety feature for filling panels is desired for existing couplings, you can send them to the Service Center Berlin for retrofitting. Standard couplings should only be used on SCBA.